RENOMARK AWARDS - GTA

BILD



2026 Renovator of the Year: Sunnylea Homes

COMPETITION

CATEGORIES, CRITERIA RULES AND TIPS

2027

www.renomarkawardsgta.ca

RENOMARK
AWARDS - GTA
BILD

TABLE OF CONTENTS

ENTRY RULES	PAGE 3
ADDITIONAL INFORMATION	PAGE 4
CATEGORIES LIST	PAGE 5
SPACE RENOVATION CATEGORIES	PAGE 6 - 7
HOME RENOVATION CATEGORIES	PAGE 8 - 19
CONDOMINIUM RENOVATION CATEGORIES	PAGE 20 - 21
COMMERICAL RENOVATION CATEGORY	PAGE 22 - 23
CUSTOM HOME CATEGORIES	PAGE 24 - 25
EXEMPLARY PERFORMANCE CATEGORIES	PAGE 26 - 27
TIPS FOR A WINNING ENTRY	PAGE 28

ENTRY RULES

ELIGIBLE PROJECTS

- Eligible projects are those undertaken and/or completed between January 1, 2025 and January 18, 2027.
- A project may be entered into multiple categories.
- Projects must be located in the province of Ontario.
- Projects must be renovated/built and ready for occupancy between January 1, 2025 and January 18, 2027.
- **By entering any category, the company has obtained the necessary client permission to do so.**
- While non-members may enter any category or be listed under organizations to acknowledge, only BILD members in good standing will be recognized as finalized or winners.
- Award finalists and winners must be BILD members in good standing as of January 30, 2027.

DEFINITIONS

- "Renovation" refers to modifications to a residential home (single, semi, townhome, or condominium suite)
- "Custom Home" refers to a brand new home and categories are open to HCRA registered builders only.

RECOGNITION POLICY

- While non-members may enter any category or be listed under organizations to acknowledge, only BILD members in good standing will be recognized as finalists and/or winners.
- Awards are presented to the BILD member renovator or builder company. Where other firms are named under "Organizations to Acknowledge" (e.g. architect/technologist, designer), only BILD members will be acknowledged.
- Accuracy of spelling and information submitted is the responsibility of the submitter.

ENTRY FEE

- $275 + HST = $310.75 per entry. The completion of the online submission process requires credit card payment.
- There is no entry fee required for "Best Overall" categories.

ENTRY DEADLINE

All entries must be completed online no later than 12:00 p.m. on Monday, January 18, 2027. No extensions will be given.

BILD reserves the right to re-allocate entries that in their view are entered in an incorrect category.

BILD reserves the right to consolidate categories. BILD also reserves the right to remove entries do not meet the standard for nomination. These entries will not be refunded as they will have been judged accordingly.

ADDITIONAL INFORMATION

TOTAL PROJECT COST TO CUSTOMER:

When supplying the total cost/value of the completed project, this amount must be before tax, to the nearest dollar. This amount should reflect the full value of all work, materials and products incorporated into the project, regardless of who supplied or paid for them. Include, where applicable: contractor and trade costs; structural work; cabinetry and millwork; flooring, tile and countertops; plumbing and electrical fixtures; appliances; materials and finishes; and the estimated retail value of any homeowner-supplied products or materials. Do not deduct homeowner-supplied items from the project value.

JUDGING

- A minimum of three (3) judges per category will be appointed by BILD.
- Judges are renovators, custom home builders from outside the GTA or members of allied associations (NKBA, DDA, ARIDO, OAA) and who are not members of BILD.
- Renovator and Custom Home Builder of the Year is judged on three (3) criteria. Total is score based on 50% judges score, 50% customer survey score.
- All entries ranked by score.
- Acclamation: A single entry within a category can be acclaimed if a minimum score of 85% is awarded by the judging panel.

DISCLOSURE

Please note that any content submitted as part of the nomination may be used in displays, digital advertising, communication or promotional materials by BILD. BILD reserves the right to exclude entry submissions from display at any BILD exhibits or advertising campaigns.

NO REFUNDS will be provided for entries not conforming to entry submission requirements or rules or if there is a re-categorization or drop whole categories depending upon the quantity of entries received.

All entry submissions become the property of BILD. BILD does not guarantee return of any entry exhibit materials or images. **The submitter is responsible for obtaining consent from their client to be in compliance with The Privacy Act pertaining to the promotional use and public display of these digital photographic images**. For privacy reasons, people or identifying objects must not appear in any photos. Photo images must not be altered or enhanced in any manner.

To ensure you have the necessary documented consent, you can use this homeowner consent form (if consent, in compliance with The Privacy Act, is not contained in your contract).

CONTACT INFORMATION

- For further information or assistance regarding the RenoMark GTA Awards, please contact the BILD Awards team at awards@bildgta.ca.

CATEGORIES

SPACE RENOVATION CATEGORIES

1. Best Basement Renovation
2. Best Washroom Renovation
3. Best Kitchen Renovation under $100,000
4. Best Kitchen Renovation over $100,000
5. Best Overall Space Renovation

HOME RENOVATION CATEGORIES

6. Best Renovation (no addition) under $300,000
7. Best Renovation (no addition) over $300,000
8. Best Renovation (Addition) under $500,000
9. Best Renovation (Addition) over $500,000
10. Best Overall Renovation
11. Best Innovative Renovation
12. Best Exterior Home Renovation
13. Best Adaptiv Home Renovation
14. Best NEW ADU / Secondary Suite
15. Best Renovated ADU

CONDOMINIUM RENOVATION CATEGORIES

16. Best Condominium Renovation under $200,000
17. Best Condominium Renovation over $200,000

BEST COMMERCIAL RENOVATION CATEGORY

18. Best Commercial Renovation

CUSTOM HOME CATEGORIES

19. Best Custom Home under $2 million
20. Best Custom Home over $2 million
21. Best Overall Custom Home

EXEMPLARY PERFORMANCE CATEGORIES

22. Renovator of the Year
23. Custom Home Builder of the Year

www.renomarkawardsgta.ca

RENOMARK AWARDS - GTA

BILD

SPACE RENOVATIONS
CATEGORIES & CRITERIA

1. BEST BASEMENT RENOVATION
2. BEST WASHROOM RENOVATION
3. BEST KITCHEN RENOVATION UNDER $100,000
4. BEST KITCHEN RENOVATION OVER $100,000

JUDGING CRITERIA

Judges will read required information and responses to all questions. Make sure you put your most important points in the Project Summary and expand on those points in the following questions. Keep your answers clear and concise. Avoid repetition; there is no need to max out the word count if you don't need to. Judges will score as follows:

- Overall Appeal and Design Elements (35 points)
- Creative Use of Space, Functionality of Floor Plan, and Integration Within the Home (30 points)
- Addressing Challenges (25 points)
- How well this renovation addressed the client's needs within their budget (10 points)

REQUIRED INFORMATION

- Project Name (can the street name)
- Client's name & telephone number
- Location (street & city only)
- Duration of project
- Gross square footage
- Total Project Cost to Customer: *Total cost/value of the completed project, before tax, to the nearest dollar. See additional information on page 4 on what should be included.*
- Simple floor plan "before"
- Simple floor plan "after"
- Photos:
  - 2 "before" photos
  - up to 6 "after" photos
- Renovation Company Logo (300 dpi or greater)
- Project Timeline
  - Yes/No: This project was renovated and ready for occupancy between January 1, 2025 and January 18, 2027.
- *[Optional]* Video walk-through: *In this upload area, you can upload a video of 1-2 minutes in length of your project. Be sure it is in an MP4 format and a resolution of 1080p. Double-check that audio and visuals are clear and professional. Use a clear, standardized naming format., i.e.: ProjectName_Awards_Walkthrough.mp4*
- List all companies/suppliers etc. that were part of this project that you wish to recognize.

SPACE RENOVATIONS
CATEGORIES & CRITERIA

QUESTIONS

Project Summary
Maximum of 200 words. Describe your project. In your summary, consider: what makes your project stand out and represent a high value for the homeowner? How did the renovation meet the goals of the homeowner and within their budget? Did you have any special challenges (e.g. local regulatory requirements or administrative processes, site features, climate conditions, budget constraints). Discuss the unique design elements, creative use of space and functionality of the floor plan, as well as their integration with the rest of the home.

Reason for Renovation
Maximum of 20 words. Briefly describe why the homeowner wanted/needed to renovate (e.g. preparing to sell, personalizing the space, repairing/rebuilding after a disaster, improving energy efficiency, etc.)

Did this project include structural work? (i.e. the removing of walls, etc.) (Yes/No)

Pre-existing features not a part of the project? Please list.

Overall Appeal and Design Elements
Maximum of 150 words. Describe how the project responded well to the goals of the homeowner. Tell us about the unique design elements, including color schemes, fittings, architectural features and how they appeal to the homeowner. If the renovation has any special design features, mention them here.

Creative Use of Space, Functionality of Floor Plan, and Integration Within the Home
Maximum of 150 words. Describe the floor plan and why the renovated space is functional for the homeowner. Tell us about your approach to making the most effective use of space. Did you have the goal of successfully integrating the renovated space with the rest of the house? If yes, were you successful? Where appropriate, note energy efficiency, comfort and health benefits attained for the homeowner.

Addressing Challenges
Maximum of 125 words. List the challenges involved and how those challenges were addressed and overcome in this renovation.

5. BEST OVERALL SPACE RENOVATION

This award recognizes the best overall space renovation. The selection of the winning project is based on the highest percentage score from all projects submitted under the following five (5) categories:

- Best Basement Renovation
- Best Washroom Renovation
- Best Kitchen Renovation under $100,000
- Best Kitchen Renovation over $100,000

Entry to this category is automatic for all projects submitted in the categories above. Please note, a separate entry form is not required, nor a separate fee submitted.

HOME RENOVATION
CATEGORIES & CRITERIA

6. BEST RENOVATION (NO ADDITION) UNDER $300,000
7. BEST RENOVATION (NO ADDITION) OVER $300,000
8. BEST RENOVATION (ADDITION) UNDER $500,000
9. BEST RENOVATION (ADDITION) OVER $500,000

These awards recognize the best residential renovation with, and without an addition.

JUDGING CRITERIA

Judges will read required information and responses to all questions. Make sure you put your most important points in the Project Summary and expand on those points in the following questions. Keep your answers clear and concise. Avoid repetition; there is no need to max out the word count if you don't need to. Judges will score as follows:

- Overall Appeal and Design Elements (35 points)
- Creative Use of Space, Functionality of Floor Plan, and Integration Within the Home (30 points)
- Addressing Challenges (25 points)
- How well this renovation addressed the client's needs within their budget (10 points)

REQUIRED INFORMATION

- Project Name (can the street name)
- Client's name & telephone number
- Location (street & city only)
- Duration of project
- Gross square footage
- Total Project Cost to Customer: *Total cost/value of the completed project, before tax, to the nearest dollar. See additional information on page 4 on what should be included.*
- Simple floor plan "before"
- Simple floor plan "after"
- Photos:
  - 2 "before" photos
  - up to 6 "after" photos
- Renovation Company Logo (300 dpi or greater)
- Project Timeline
  - Yes/No: This project was renovated and ready for occupancy between January 1, 2025 and January 18, 2027.
- *[Optional]* Video walk-through: *In this upload area, you can upload a video of 1-2 minutes in length of your project. Be sure it is in an MP4 format and a resolution of 1080p. Double-check that audio and visuals are clear and professional. Use a clear, standardized naming format., i.e.: ProjectName_Awards_Walkthrough.mp4*
- List all companies/suppliers etc. that were part of this project that you wish to recognize.

HOME RENOVATION CATEGORIES
CATEGORIES & CRITERIA

QUESTIONS

Project Summary
Maximum of 200 words. Describe your project. In your summary, consider: what makes your project stand out and represent a high value for the homeowner? How did the renovation meet the goals of the homeowner and within their budget? Did you have any special challenges (e.g. local regulatory requirements or administrative processes, site features, climate conditions, budget constraints). Discuss the unique design elements, creative use of space and functionality of the floor plan, as well as their integration with the rest of the home.

Reason for Renovation
Maximum of 20 words. Briefly describe why the homeowner wanted/needed to renovate (e.g. preparing to sell, personalizing the space, repairing/rebuilding after a disaster, improving energy efficiency, etc.)

Did this project include structural work? (i.e. the removing of walls, etc.) (Yes/No)

Pre-existing features not a part of the project? Please list.

Overall Appeal and Design Elements
Maximum of 150 words. Describe how the project responded well to the goals of the homeowner. Tell us about the unique design elements, including color schemes, fittings, architectural features and how they appeal to the homeowner. If the renovation has any special design features, mention them here.

Creative Use of Space, Functionality of Floor Plan, and Integration Within the Home
Maximum of 150 words. Describe the floor plan and why the renovated space is functional for the homeowner. Tell us about your approach to making the most effective use of space. Did you have the goal of successfully integrating the renovated space with the rest of the house and/or neighbourhood? If yes, were you successful? Where appropriate, note energy efficiency, comfort and health benefits attained for the homeowner.

Addressing Challenges
Maximum of 125 words. List the challenges involved and how those challenges were addressed and overcome in this renovation.

10. BEST OVERALL HOME RENOVATION

This award recognizes the best overall home renovation. The selection of the winning project is based on the highest percentage score from all projects submitted under the following categories:

- Best Renovation (no addition) under $300,000
- Best Renovation (no addition) over $300,000
- Best Renovation (Addition) under $500,000
- Best Renovation (Addition) over $500,000
- Best Condominium Renovation under $200,000
- Best Condominium Renovation over $200,000

Entry to this category is automatic for all projects submitted in the categories above. Please note, a separate entry form is not required, nor a separate fee submitted.

HOME RENOVATION
CATEGORIES & CRITERIA

11. BEST INNOVATIVE RENOVATION

(can include residential laneway suites, nanny suites, duplexes, triplexes)
This award recognizes the best innovative residential renovation that showcases unique and creative solutions. Laneway suites, nanny suites, duplexes or triplexes or any other "non-traditional" residential renovation can be included in this category.

JUDGING CRITERIA

Judges will read required information and responses to all questions. Make sure you put your most important points in the Project Summary and expand on those points in the following questions. Keep your answers clear and concise. Avoid repetition; there is no need to max out the word count if you don't need to. Judges will score as follows:

- Overall Appeal and Design Elements (25 points)
- Creative Use of Space, Functionality of Floor Plan, and Integration Within the Home (30 points)
- Level of Innovation (30 points)
- Addressing Challenges (10 points)

REQUIRED INFORMATION

- Project Name (can the street name)
- Client's name & telephone number
- Location (street & city only)
- Duration of project
- Gross square footage
- Total Project Cost to Customer: *Total cost/value of the completed project, before tax, to the nearest dollar. See additional information on page 4 on what should be included.*
- Simple floor plan "before"
- Simple floor plan "after"
- Photos:
  - 2 "before" photos
  - up to 6 "after" photos
- Renovation Company Logo (300 dpi or greater)
- Project Timeline
  - Yes/No: This project was renovated and ready for occupancy between January 1, 2025 to January 18, 2027.
- *[Optional]* Video walk-through: *In this upload area, you can upload a video of 1-2 minutes in length of your project. Be sure it is in an MP4 format and a resolution of 1080p. Double-check that audio and visuals are clear and professional. Use a clear, standardized naming format., i.e.: ProjectName_Awards_Walkthrough.mp4*
- List all companies/suppliers etc. that were part of this project that you wish to recognize.

HOME RENOVATION
CATEGORIES & CRITERIA

QUESTIONS

Project Summary
Maximum of 200 words. Describe your project. In your summary, consider: what makes your project stand out as innovative and represent a high value for the homeowner? How did the renovation meet the goals of the homeowner and within their budget? Did you have any special challenges. Discuss the unique design elements, creative use of space and functionality of the floor plan, as well as their integration with the rest of the home.

Reason for Renovation
Maximum of 20 words. Briefly describe why the homeowner wanted/needed to renovate (e.g. preparing to sell, personalizing the space, repairing/rebuilding after a disaster, improving energy efficiency, etc.)

Did this project include structural work? (i.e. the removing of walls, etc.) (Yes/No)

Pre-existing features not a part of the project? Please list.

Overall Appeal and Design Elements
Maximum of 150 words. Describe how the project responded well to the goals of the homeowner. Tell us about the unique design elements, including color schemes, fittings, architectural features and how they appeal to the homeowner. If the renovation has any special design features, mention them here.

Creative Use of Space, Functionality of Floor Plan, and Integration Within the Home
Maximum of 150 words. Describe the floor plan and why the renovated space is functional for the homeowner. Tell us about your approach to making the most effective use of space. Did you have the goal of successfully integrating the renovated space with the rest of the house and/or neighbourhood? If yes, were you successful?

Innovation
Maximum 150 words. What makes this renovation innovative? Is it energy efficiency, comfort and health benefits attained for the homeowner? Is it the creative use or maximizing space? What are you most proud of that showcases your company's innovative thinking and/or approach to the project?

Addressing Challenges
Maximum of 125 words. List the challenges involved and how those challenges were addressed and overcome in this renovation



HOME RENOVATION
CATEGORIES & CRITERIA

12. BEST EXTERIOR HOME RENOVATION (EXCLUDES LANDSCAPING)

This award recognizes the best residential exterior home renovation (excluding landscaping).

JUDGING CRITERIA

Judges will read required information and responses to all questions. Make sure you put your most important points in the Project Summary and expand on those points in the following questions. Keep your answers clear and concise. Avoid repetition; there is no need to max out the word count if you don't need to. Judges will score as follows:

- Overall Appeal and Design Elements (35 points)
- Creativity and Integration With the Home (30 points)
- Addressing Challenges (25 points)
- How well this renovation addressed the client's needs within their budget (10 points)

REQUIRED INFORMATION

- Project Name (can the street name)
- Client's name & telephone number
- Location (street & city only)
- Duration of project
- Gross square footage
- Total Project Cost to Customer: *Total Project Cost to Customer: Total cost/value of the completed project, before tax, to the nearest dollar. See additional information on page 4 on what should be included.*
- Simple floor plan "before"
- Simple floor plan "after"
- Photos:
  - 2 "before" photos
  - up to 6 "after" photos
- Renovation Company Logo (300 dpi or greater)
- Project Timeline
  - Yes/No: This project was renovated and ready for occupancy between January 1, 2025 to January 18, 2027.
- *[Optional]* Video walk-through: *In this upload area, you can upload a video of 1-2 minutes in length of your project. Be sure it is in an MP4 format and a resolution of 1080p. Double-check that audio and visuals are clear and professional. Use a clear, standardized naming format., i.e.: ProjectName_Awards_Walkthrough.mp4*
- List all companies/suppliers etc. that were part of this project that you wish to recognize.

HOME RENOVATION
CATEGORIES & CRITERIA

QUESTIONS

Project Summary
Maximum of 200 words. Describe your project. In your summary, consider: what makes your exterior project stand out and represent a high value for the homeowner? How did the renovation meet the goals of the homeowner and within their budget? Did you have any special challenges (e.g. local regulatory requirements or administrative processes, site considerations, any special problems relating to the existing structure and site)? Discuss the unique design elements, creative approach to the design and/or construction, as well as their integration with the rest of home.

Reason for Renovation
Maximum of 20 words. Briefly describe why the homeowner wanted/needed to renovate (e.g. preparing to sell, personalizing the space, repairing/rebuilding after a disaster, etc.)

Did this project include structural work? (i.e. the removing of walls, etc.) (Yes/No)

Pre-existing features not a part of the project? Please list.

Did the exterior renovation include refinishing of the existing façade? (Yes/No)

Did the exterior renovation include the addition of new features to a façade? (Yes/No)

Did the exterior renovation include a new addition to the existing house? (Yes/No)

Overall Appeal and Design Elements
Maximum of 150 words. Describe how the project responded well to the goals of the homeowner. Tell us about the unique design elements, including color schemes, architectural features and how they appeal to the homeowner. If the renovation has any special design features, mention them here.

Creativity and Integration With the Home
Maximum of 150 words. Describe why the renovated space is functional for the homeowner. Tell us about your approach to the design and what made your design creative and/or your creative approach to the overall exterior renovation project. Did you have the goal of successfully integrating the renovated space with the rest of the house? If yes, were you successful?

Addressing Challenges
Maximum of 125 words. List the challenges involved and how those challenges were addressed and overcome in this renovation.

HOME RENOVATION
CATEGORIES & CRITERIA

13. BEST ADAPTIV RENOVATION

This category is open to any renovation (home, institutional, commercial, government or facility) or custom home design.

Adaptiv design, also referred to accessible or 'aging in place' design, has proven to make life easier for everyone, particularly those who frequently experience challenges navigating built spaces. From the elderly person who relies on a walker, to parents pushing strollers, to those using wheelchairs, adaptiv design helps support independence, spontaneity, and safety.

Through the strategic placement of the functions, activities and elements that make up a building and through the manipulation of space, light, colour, texture and materials, architecture helps all users to make positive and purposeful choices for independent movement. Architects, designers, facility owners, developers and other key decision-makers play an important role in removing the barriers that people with disabilities and those wishing to stay in their homes longer, face everywhere, every day.

Entries must exemplify the best in adaptive design and accessibility modification in areas of site design, building circulation, building entrances and features that the focus on maximizing safety and convenience meeting client current and future needs.

JUDGING CRITERIA

Judges will read required information and responses to all questions. Make sure you put your most important points in the Project Summary and expand on those points in the following questions. Keep your answers clear and concise. Avoid repetition; there is no need to max out the word count if you don't need to. Judges will score as follows:

- Overall Appeal and Design Elements (35 points)
- Creative Use of Space, Functionality of Floor Plan, and Integration Within the Home (30 points)
- Addressing Challenges (25 points)
- How well this renovation addressed the client's needs within their budget (10 points)

REQUIRED INFORMATION

- Project Name (can the street name)
- Client's name & telephone number
- Location (street & city only)
- Duration of project
- Gross square footage
- Total Project Cost to Customer: *Total cost/value of the completed project, before tax, to the nearest dollar. See additional information on page 4 on what should be included.*
- Simple floor plan "before"
- Simple floor plan "after"
- Photos:
  - 2 "before" photos
  - up to 6 "after" photos
- Renovation Company Logo (300 dpi or greater)
- Project Timeline
  - Yes/No: This project was renovated and ready for occupancy between January 1, 2025 to January 18, 2027.
- List all companies/suppliers etc. that were part of this project that you wish to recognize.

HOME RENOVATION
CATEGORIES & CRITERIA

QUESTIONS

Project Summary

Maximum of 250 words. Describe your project and the needs of the client. In your summary, consider: what makes your project stand out and represent a high value for the homeowner? How did the renovation meet the goals of the homeowner and within their budget? Describe the impact of the project for persons with disabilities and how the project improved quality of life. Focus on how the home/renovation/facility integrates accessibility into the design, and how the initiative helps those with vision, mobility, hearing or cognitive disabilities, with a focus on function and improved accessibility.

Did this project include structural work? (i.e. the removing of walls, etc.) (Yes/No)

List accessible and universal design features within the project.

Pre-existing features not a part of the project? Please list.

Client Type (select)

- Institutional
- Governmental
- Commercial
- Residential
- Other (please specify)

Is this new construction or renovation?

- New construction
- Addition
- Adaptive reuse
- Renovation/restoration

Is this project design original or an adaptation of a prototype?

- Original design
- Adaptation of prototype

Overall Appeal and Design Elements

Maximum of 150 words. Describe how the project responded well to the goals of the homeowner. Tell us about the unique design elements, including color schemes, fittings, architectural features and how they appeal to the homeowner. If the renovation has any special design features, mention them here.

Creative Use of Space, Functionality of Floor Plan, and Integration Within the Home

Maximum of 150 words. Describe the floor plan and why the renovated space is functional for the homeowner. Tell us about your approach to making the most effective use of space. Where appropriate, note comfort and health benefits attained for the homeowner. Explain how the project exceeds the Ontario Building Code standards for accessibility, where applicable.

Addressing Challenges

Maximum of 125 words. List the challenges involved and how those challenges were addressed and overcome in this renovation.

RENOMARK AWARDS - GTA

BILD

HOME RENOVATION - ADU
CATEGORIES & CRITERIA

DEFINITION OF AN ADU:

An Additional Dwelling Unit (ADU) is a private, self-contained residential unit with a kitchen, bathroom and sleeping area that is located within or ancillary to a residential property. ADUs may include, but are not limited to, garden suites, laneway houses, coach houses, secondary detached dwelling units and similar accessory residential units. Applicable municipal zoning by-laws may determine whether a unit qualifies as an additional dwelling unit.

14. BEST NEW ADU / SECONDARY SUITE

This award recognizes the best newly constructed **Additional Dwelling Unit (ADU), Secondary Suite, Garden Suite, Laneway House or similar accessory residential unit**. Eligible projects must be n**ew construction built from the ground up**. The project may be custom-built, modular or prefabricated.

This category does not include the renovation, conversion or adaptation of an existing space or structure into an ADU or Secondary Suite. Those projects should be entered in Renovated ADU category.

JUDGING CRITERIA

Judges will read required information and responses to all questions. Make sure you put your most important points in the Project Summary and expand on those points in the following questions. Keep your answers clear and concise. Avoid repetition; there is no need to max out the word count if you don't need to. Judges will score as follows:

- Integration with the existing property and neighbourhood (30 points)
- Functionality (20 points)
- Level of Innovation (15 points)
- Creative Use of Space (15 points)
- Uniqueness of Design (10 points)
- Overall Appeal and Design Elements (10 points)

REQUIRED INFORMATION

- Project Name (can the street name)
- Client's name & telephone number
- Location (street & city only)
- Duration of project
- Gross square footage
- Floor plan
- Number of storeys
- Total Project Cost to Customer: *Total cost/value of the completed project, before tax, to the nearest dollar. See additional information on page 4 on what should be included.*
- Construction method: custom, modular, prefabricated or other
- Photos: minimum of six comprising 3 interior, 3 exterior
- Renovation Company Logo (300 dpi or greater)
- Project Timeline
    - Yes/No: This project was renovated and ready for occupancy between January 1, 2025 to January 18, 2027.
- *[Optional]* Video walk-through: *In this upload area, you can upload a video of 1-2 minutes in length of your project. Be sure it is in an MP4 format and a resolution of 1080p. Double-check that audio and visuals are clear and professional. Use a clear, standardized naming format., i.e.: ProjectName_Awards_Walkthrough.mp4*
- List all companies/suppliers etc. that were part of this project that you wish to recognize.

HOME RENOVATION - ADU
CATEGORIES & CRITERIA

QUESTIONS

Project Summary

Maximum of 200 words. Describe your project. In your summary, consider: what makes your project stand out as innovative and represent a high value for the homeowner? How did the additional dwelling unit (ADU) meet the goals of the homeowner and within their budget? Did you have any special challenges? Discuss the unique design elements, creative use of space and functionality of the floor plan, as well as their integration with the rest of the home.

Reason for ADU

Maximum of 20 words. Briefly describe why the homeowner wanted/needed an ADU (e.g. preparing to sell, tenants, additional living space, etc.)

Creative Use of Space, Functionality of Floor Plan

Maximum of 150 words. Describe how the project makes the best use of the available space, including the layout and the lot. Tell us about your approach to making the most effective use of space. Did you have the goal of successfully integrating the ADU with the rest of the property and/or neighbourhood? If yes, were you successful?

Intended Use

Maximum 150 words. Describe how the ADU was designed to meet the needs of the client or intended occupants.

Integration with the existing property and neighbourhood

Maximum 200 words. How does the new unit integrate with the existing property and surrounding neighbourhood? Tell us about your approach this project's scale, placement and design to compliment the property? Does the design provide appropriate privacy , separate access and functional circulation for both the ADU occupants and the primary residence?

Innovation

Maximum 150 words. What makes this ADU innovative? Is it energy efficiency, comfort and health benefits attained for the homeowner? What innovative features or solutions make this ADU stand out? What are you most proud of that showcases your company's innovative thinking and/or approach to the project?

Addressing Challenges

Maximum of 150 words. Describe any special features, construction challenges or by-law considerations that were addressed in the design and construction of the project.

Overall Appeal and Design Elements

Maximum of 150 words. Describe how the project responded well to the goals of the homeowner. Tell us about the unique design elements, including color schemes, fittings, architectural features and how they appeal to the homeowner. If the ADU has any special design features, mention them here.

RENOMARK AWARDS - GTA

BILD

HOME RENOVATION - ADU
CATEGORIES & CRITERIA

15. BEST RENOVATED ADU

This award recognizes the **best renovation or conversion of an existing space or structure into an Additional Dwelling Unit (ADU)**, Secondary Suite, Garden Suite, Laneway House, or similar accessory residential unit. Eligible projects may include the conversion of an existing basement, garage, portion of a home, ancillary structure or other existing space into a self-contained residential unit. The defining characteristic of this category is that the ADU was **created through the renovation, conversion or adaptation** of an existing space or structure.
This category does not include newly constructed ADUs built from the ground up. Those projects should be entered in New ADU / Secondary Suite.

What Qualifies as an Existing Space or Structure?

The project must involve the renovation, conversion or adaptation of a pre-existing space or structure.
Examples include:

- Converting an existing basement into a self-contained secondary suite
- Converting an existing garage into an ADU
- Converting an existing portion of a home into a separate residential unit
- Converting an existing ancillary structure into an ADU
- Renovating an existing space that was not previously configured as a self-contained residential unit

A project does **not** become a New ADU simply because the existing space was substantially renovated or gutted to the studs. The determining factor is whether the project involved an **existing space or structure that was converted or adapted into the ADU**. Where a project involves the demolition and complete reconstruction of an existing structure, with the resulting ADU effectively being a new structure, it should be entered in **New ADU / Secondary Suite**.

JUDGING CRITERIA

Judges will read required information and responses to all questions. Make sure you put your most important points in the Project Summary and expand on those points in the following questions. Keep your answers clear and concise. Avoid repetition; there is no need to max out the word count if you don't need to. Judges will score as follows:

- Integration with the existing property and neighbourhood (30 points)
- Functionality (20 points)
- Level of Innovation (15 points)
- Creative Use of Space (15 points)
- Uniqueness of Design (10 points)
- Overall Appeal and Design Elements (10 points)

REQUIRED INFORMATION

- Project Name (can the street name)
- Client's name & telephone number
- Location (street & city only)
- Duration of project
- Gross square footage
- Simple floor plan "before"
- Simple floor plan "after"
- Number of storeys
- Total Project Cost to Customer: Total cost/value of the completed project, before tax, to the nearest dollar. See additional information on page 4 on what should be included.
- Construction method: custom, modular, prefabricated or other
- Photos: minimum of six comprising 3 interior, 3 exterior (up to 8 photos in total)
- Renovation Company Logo (300 dpi or greater)
- Project Timeline
    - Yes/No: This project was renovated and ready for occupancy between January 1, 2025 to January 18, 2027.
- *[Optional]* Video walk-through: *In this upload area, you can upload a video of 1-2 minutes in length of your project. Be sure it is in an MP4 format and a resolution of 1080p. Double-check that audio and visuals are clear and professional. Use a clear, standardized naming format., i.e.: ProjectName_Awards_Walkthrough.mp4*
- List all companies/suppliers etc. that were part of this project that you wish to recognize.

HOME RENOVATION - ADU
CATEGORIES & CRITERIA

QUESTIONS

Project Summary

Maximum of 200 words. Describe your project. In your summary, consider: what makes your project stand out as innovative and represent a high value for the homeowner? How did the additional dwelling unit (ADU) meet the goals of the homeowner and within their budget? Did you have any special challenges? Discuss the unique design elements, creative use of space and functionality of the floor plan, as well as their integration with the rest of the home.

Reason for ADU

Maximum of 20 words. Briefly describe why the homeowner wanted/needed an ADU (e.g. preparing to sell, tenants, additional living space, etc.)

Creative Use of Space, Functionality of Floor Plan

Maximum of 150 words. Describe how the project transformed the existing space into a functional, self-contained ADU, including how the available space and layout were optimized. Did you have the goal of successfully integrating the ADU with the rest of the property and/or neighbourhood? If yes, were you successful?

Intended Use

Maximum 150 words. Describe how the ADU was designed to meet the needs of the client or intended occupants.

Integration with the existing property and neighbourhood

Maximum 200 words. How does the new unit integrate with the existing property and surrounding neighbourhood? Tell us about your approach this project's scale, placement and design to compliment the property? Does the design provide appropriate privacy , separate access and functional circulation for both the ADU occupants and the primary residence?

Innovation

Maximum 150 words. What makes this ADU innovative? Is it energy efficiency, comfort and health benefits attained for the homeowner? What innovative features or solutions make this ADU stand out? What are you most proud of that showcases your company's innovative thinking and/or approach to the project?

Addressing Challenges

Maximum of 150 words. Describe the key challenges involved in converting the existing space, including construction issues, structural considerations, servicing or by-law restrictions, and how they were overcome.

Overall Appeal and Design Elements

Maximum of 150 words. Describe how the project responded well to the goals of the homeowner. Tell us about the unique design elements, including color schemes, fittings, architectural features and how they appeal to the homeowner. If the ADU has any special design features, mention them here.

CONDOMINIUM RENOVATION
CATEGORIES & CRITERIA

16. BEST CONDOMINIUM RENOVATION UNDER $200,000
17. BEST CONDOMINIUM RENOVATION OVER $200,000

These awards recognize the best interior condominium renovations.

JUDGING CRITERIA

Judges will read required information and responses to all questions. Make sure you put your most important points in the Project Summary and expand on those points in the following questions. Keep your answers clear and concise. Avoid repetition; there is no need to max out the word count if you don't need to. Judges will score as follows:

- Overall Appeal and Design Elements (35 points)
- Creative Use of Space, Functionality of Floor Plan, and Integration Within the Home (30 points)
- Addressing Challenges (25 points)
- How well this renovation addressed the client's needs within their budget (10 points)

REQUIRED INFORMATION

- Project Name (can the street name)
- Client's name & telephone number
- Location (street & city only)
- Duration of project
- Gross square footage
- Total Project Cost to Customer: *Total cost/value of the completed project, before tax, to the nearest dollar. See additional information on page 4 on what should be included.*
- Simple floor plan "before"
- Simple floor plan "after"
- Photos:
  - 2 "before" photos
  - up to 6 "after" photos
- Renovation Company Logo (300 dpi or greater)
- Project Timeline
  - Yes/No: This project was renovated and ready for occupancy between January 1, 2025 to January 18, 2027.
- *[Optional]* Video walk-through: *In this upload area, you can upload a video of 1-2 minutes in length of your project. Be sure it is in an MP4 format and a resolution of 1080p. Double-check that audio and visuals are clear and professional. Use a clear, standardized naming format., i.e.: ProjectName_Awards_Walkthrough.mp4*
- List all companies/suppliers etc. that were part of this project that you wish to recognize.

CONDOMINIUM RENOVATION
CATEGORIES & CRITERIA

QUESTIONS

Project Summary
Maximum of 200 words. Describe your project. In your summary, consider: what makes your project stand out and represent a high value for the homeowner? How did the renovation meet the goals of the homeowner and within their budget? Did you have any special challenges (e.g. local regulatory requirements or administrative processes, site features, climate conditions, budget constraints). Discuss the unique design elements, creative use of space and functionality of the floor plan, as well as their integration with the rest of the home.

Reason for Renovation
Maximum of 20 words. Briefly describe why the homeowner wanted/needed to renovate (e.g. preparing to sell, personalizing the space, repairing/rebuilding after a disaster, improving energy efficiency, etc.)

Did this project include structural work? (i.e. the removing of walls, etc.) (Yes/No)

Pre-existing features not a part of the project? Please list.

Overall Appeal and Design Elements
Maximum of 150 words. Describe how the project responded well to the goals of the homeowner. Tell us about the unique design elements, including color schemes, fittings, architectural features and how they appeal to the homeowner. If the renovation has any special design features, mention them here.

Creative Use of Space, Functionality of Floor Plan, and Integration Within the Home
Maximum of 150 words. Describe the floor plan and why the renovated space is functional for the homeowner. Tell us about your approach to making the most effective use of space. Did you have the goal of successfully integrating the renovated space with the rest of the condominium suite? If yes, were you successful? Where appropriate, note energy efficiency, comfort and health benefits attained for the homeowner.

Addressing Challenges
Maximum of 125 words. List the challenges involved and how those challenges were addressed and overcome in this renovation.



COMMERCIAL RENOVATION
CATEGORY & CRITERIA

18. BEST COMMERCIAL RENOVATION

This award category recognizes the latest excellence and innovation in commercial renovation projects. To qualify, project entries in this category must be commercial or mixed commercial-residential.

JUDGING CRITERIA

Judges will read required information and responses to all questions. Make sure you put your most important points in the Project Summary and expand on those points in the following questions. Keep your answers clear and concise. Avoid repetition; there is no need to max out the word count if you don't need to. Judges will score as follows:

- Overall Appeal and Design Elements (30 points)
- Creative Use of Space, Functionality of Floor Plan, and Interior/Exterior Functionality (30 points)
- Addressing Challenges (20 points)
- Budget Management (10 points): How you addressed the client's needs within their budget, relating to site considerations, renovation solutions, features and any special problems relating to the existing structure or site.
- Special or unique design attributes (10 points)

REQUIRED INFORMATION

- Project Name (can the street name)
- Client's name & telephone number
- Location (street & city only)
- Duration of project
- Gross square footage
- Actual project cost (to the client). *Total cost/value of the completed project, before tax, to the nearest dollar. See additional information on page 4 on what should be included.*
- Floor plan "before"
- Floor plan "after"
- Photos:
  - 2 "before" photos
  - up to 6 "after" photos
- Renovation Company Logo (300 dpi or greater)
- Project Timeline
  - Yes/No: This project was renovated and ready for use between January 1, 2025 to January 15, 2027.
- *[Optional]* Video walk-through: *In this upload area, you can upload a video of 1-2 minutes in length of your project. Be sure it is in an MP4 format and a resolution of 1080p. Double-check that audio and visuals are clear and professional. Use a clear, standardized naming format., i.e.: ProjectName_Awards_Walkthrough.mp4*
- List all companies/suppliers etc. that were part of this project that you wish to recognize.

COMMERCIAL RENOVATION
CATEGORY & CRITERIA

QUESTIONS

Project Summary
Maximum of 200 words. Describe your project. In your summary, consider: what makes your project stand out and represent a high value for the client and those who will use the space? How did the renovation meet the goals of the client? How well did you manage the budget throughout the project (i.e. did you remain within client budget)? Did you have any special challenges (e.g. local regulatory requirements or administrative processes, site features, climate conditions, budget constraints). Discuss the unique design elements, creative use of space and functionality of the floor plan.

Reason for Renovation
Maximum of 20 words. Briefly describe why the client wanted/needed to renovate (e.g. growing business needs, personalizing the space, repairing/rebuilding after a disaster, improving energy efficiency, etc.)

Did this project include structural work? (i.e. the removing of walls, etc.) (Yes/No)

Pre-existing features not a part of the project? Please list.

Overall Appeal and Design Elements
Maximum of 150 words. Describe how the project responded well to the goals of the client. Tell us about the unique design elements, including color schemes, fittings, architectural features and how they are meant to appeal to those experiencing the space. If the renovation has any special design features, mention them here.

Creative Use of Space, Functionality of Floor Plan, and Interior/Exterior Functionality
Maximum of 150 words. Describe the floor plan and why the renovated space is functional for the client/users of the space. Tell us about your approach to making the most effective use of space. Did you have the goal of successfully integrating the renovated space with the rest an existing building or neighbourhood? If yes, were you successful? Where appropriate, note energy efficiency, comfort and health benefits attained for the client.

Addressing Challenges
Maximum of 125 words. List the challenges involved and how those challenges were addressed and overcome in this renovation.

Budget Management
Maximum of 125 words. How you did you address the client's needs within their budget, relating to site considerations, renovation solutions, features and any special problems relating to the existing structure or site.



CUSTOM HOME
CATEGORIES & CRITERIA

19. BEST CUSTOM HOME UNDER $2 MILLION
20. BEST CUSTOM HOME OVER $2 MILLION
21. BEST OVERALL CUSTOM HOME

These award recognizes the best custom homes (not including price of land), built since September 1, 2023. Projects previously submitted to the Awards, which won in these categories are ineligible.

JUDGING CRITERIA

Judges will read required information and responses to all questions. Make sure you put your most important points in the Project Summary and expand on those points in the following questions. Keep your answers clear and concise. Avoid repetition; there is no need to max out the word count if you don't need to. Judges will score as follows:

- Overall Appeal and Design Elements (35 points)
- Creative Use of Space, Unique Design and Functionality of Floor Plan (30 points)
- Addressing Challenges (25 points)
- How well this home addressed the client's needs within their budget (10 points)

REQUIRED INFORMATION

- Project Name (can the street name)
- Client's name & telephone number
- Location (street & city only)
- Duration of project
- Gross square footage
- Cost of the home to the homeowner/client. T*otal cost/value of the completed project, before tax, to the nearest dollar. See additional information on page 4 on what should be included.*
- Floor plan
- Photos: up to 10 photos
- Builder Company Logo (300 dpi or greater)
- Builder HCRA number
- Project Timeline
    - Yes/No: This project was ready for occupancy between January 1, 2025 to January 15, 2027.
- *[Optional]* Video walk-through: *In this upload area, you can upload a video of 1-2 minutes in length of your project. Be sure it is in an MP4 format and a resolution of 1080p. Double-check that audio and visuals are clear and professional. Use a clear, standardized naming format., i.e.: ProjectName_Awards_Walkthrough.mp4*
- List all companies/suppliers etc. that were part of this project that you wish to recognize.

CUSTOM HOME
CATEGORIES & CRITERIA

QUESTIONS

Project Summary

Maximum of 200 words. Describe your project and the expectations of your client. Describe why your product's exterior and interior design appeals to your client within their budget. How is this design and the materials and products used innovative? Why does the floor plan and functionality of the home appeal to your client? What special features does the home have (i.e. energy, health, comfort), and/or what challenges needed to be overcome when building the home (i.e. lot / municipal barriers, etc.)

Overall Appeal and Design Elements

Maximum of 150 words. Describe how the project responded well to the goals of the homeowner. Discuss the exterior in relation to its surroundings. Describe the interior elements, including color schemes, fittings, furnishings, and architectural features. If the custom home has any special design features, mention them here.

Creative Use of Space, Unique Design and Functionality of Floor Plan

Maximum of 150 words. Describe the floor plan and functionality of the home in relation what the client wanted to achieve. Describe overall flow and any special considerations that were requested by your client such as accessibility (universal design), aging in place, unique rooms/spaces, multi-generational accommodation, etc. Where appropriate, note energy efficiency, comfort and health benefits attained for the homeowner.

Addressing Challenges

Maximum of 125 words. List the challenges involved and how those challenges were addressed and overcome in this custom home project.

21. BEST OVERALL CUSTOM HOME

This award recognizes the best overall custom home. The selection of the winning project will be based on the highest percentage score from all projects submitted under the following two (2) categories:

- Best Custom Home under $2 million
- Best Custom Home over $2 million

Entry to this category is automatic for all projects submitted in the categories above. Please note, a separate entry form is not required, nor a separate fee submitted.

EXEMPLARY PERFORMANCE CATEGORIES & CRITERIA

22. RENOVATOR OF THE YEAR

This award highlights the renovation company that sets the standard for the rest of the renovation sector by its leadership in improving the overall image of the renovation industry. The company must also submit at least one entry within the other renovation categories to be eligible.

JUDGING CRITERIA

- Entries will be calculated using 50 per cent of the judges' score and 50 per cent using the customer survey score.

Judges will read required information and responses to all questions and will score on:

- Professionalism (35 points)
- Contribution to the industry/association (35 points)
- General rating on how well the renovator performed as a contractor, their response to individual client needs and expectations, as well as giving back to the community. (30 points)

REQUIRED INFORMATION

- Client list. *Provide names and contact information of a minimum of five (5) and a maximum of ten (10) recent* ***home owner references*** *from the past three (3) years. Home owner must include the nature of work, project date (month/year) and name, address, business and home phone numbers for survey purposes. You can download the home owner reference template here.*
- Submit three (3) copies of customers or other testimonials or similar supporting information. This may include community, charity and industry governance participation (eg. BILD, CHBA, or OHBA board or committee involvement)
- Company website
- Photos
  - Feature project photo
  - up to 6 project photos
  - Company team or principal(s) photo

QUESTIONS

Professionalism

Maximum 300 words. Describe the way in which the renovator satisfies clients so that they generate positive word of mouth not only about the individual company, but renovation itself and the professional renovation sector. Outline how the renovator upholds BILD's Code of Ethics and the RenoMark Code of Conduct.

Contribution to the industry/association.

Maximum 150 words. Explain how the company supports the local association and/or the industry. This might involve participating in association committees, engaging in volunteer activities, educating the public about professional renovators, or promoting initiatives like the RenoMark program.

Responding to client needs and expectations

Maximum 150 words. Outline how the renovator performed as a contractor, their response to individual client needs, how they manage client expectations and resolve disagreements.

Community outreach

Maximum 100 words. List any community outreach, involvement, CSR or charitable activities here.

EXEMPLARY PERFORMANCE CATEGORIES & CRITERIA

23. CUSTOM HOME BUILDER OF THE YEAR

This award highlights the custom home builder company that sets the standard for the rest of the custom home building sector by its leadership in improving the overall image of the custom home building industry. The company must also submit at least one entry within one of the other custom home builder categories to be eligible.

JUDGING CRITERIA

- Entries will be calculated using 50 per cent of the judges' score and 50 per cent using the customer survey score.

Judges will read required information and responses to all questions and will score on:

- Professionalism (35 points)
- Contribution to the industry/association (35 points)
- General rating on how well the builder performed as a contractor, their response to individual client needs and expectations, as well as giving back to the community. (30 points)

REQUIRED INFORMATION

- Client list. *Provide names and contact information of a minimum of four (4) and a maximum of eight (8) recent* ***home owner references*** *from the past three (3) years. Home owner must include the nature of work, project date (month/year) and name, address, business and home phone numbers for survey purposes. You can download the home owner reference template here.*
- Submit three (3) copies of customers or other testimonials or similar supporting information. This may include community, charity and industry governance participation (eg. BILD, CHBA, or OHBA board or committee involvement)
- Company website
- Photos
  - Feature project photo
  - up to 6 project photos
  - Company team or principal(s) photo

QUESTIONS

Professionalism

Maximum 300 words. Describe the way in which the builder satisfies clients so that they generate positive word of mouth not only about the individual company, but home building itself and the professional custom home building sector. Outline how the builder upholds BILD's Code of Ethics and the RenoMark Code of Conduct.

Contribution to the industry/association.

Maximum 150 words. Explain how the company supports the local association and/or the industry. This might involve participating in association committees, engaging in volunteer activities, educating the public about professional custom home builders, or promoting initiatives like the RenoMark program.

Responding to client needs and expectations

Maximum 150 words. Outline how the builder performed as a contractor, their response to individual client needs, how they manage client expectations and resolve disagreements.

Community outreach

Maximum 100 words. List any community outreach, involvement, CSR or charitable activities here.

TIPS FOR A WINNING ENTRY

All judging takes place on an online platform developed by BILD for the RenoMark Awards -GTA Program. By following these tips you can ensure that you maximize your chances of success in the categories you choose to enter.

PHOTOGRAPHS

Ensure your digital photos meet the specifications below:

- **FEATURE PHOTO:** Upload the photo you would like to used by BILD to promote your entry. This photo counts toward your total maximum photo count for the entry.
- **RESOLUTION:** 300 DPI with a maximum fi le size of 5 MB (print-ready quality).
- **FORMAT:** Only high-resolution .jpg or .png fi les are accepted.
- **ORIENTATION:** Images may be vertical, horizontal, or square in orientation.
- **COLOUR:** Images must be in colour (black-and-white, grayscale or sepia images will not be used).
- Images must not include layers, borders or frames.
- All images must be anonymous – do not include people, logos, signage, or any identifying features in your images, unless specified in the category criteria.
- Images may not be modified, enhanced, or distorted in any way (removing identifiable signage/people is permitted).
- **DO NOT** submit renderings, photo collages or virtual furnishings/staging.
- **DO NOT add text or logo overlays on photos.** These photos will be removed from judges' consideration.
- Images must be clear. Dusk/evening photography is permitted.

GENERAL PHOTOGRAPHY TIPS

- Upload clear images only. Judges must be able to see the home's details to accurately judge the entry.
- Submit a selection of photos that are both vertical and horizontal in orientation. This allows your projects to potentially be used for a variety of media requests (different orientations/photo styles requested).
- When submitting a single project into multiple categories, try to include a variety of images between categories to address category criteria and showcase additional project features.
- FOR RENOVATION CATEGORIES: "Before" and "after" photos taken from the same viewpoint are helpful for judges to visually assess the changes.

PROJECT DESCRIPTIONS

Photos are helpful to the judges, but what is equally important is how you describe your renovation project. Here are some things to keep in mind:

- Take advantage the project summary and go deep in your description.
- Bullet point answers are acceptable.
- You may choose to prepare your text ahead of time in Word and then transfer it to the tool.
- Judges will compare the images and the text provided against the category criteria so make sure to address each of the criteria within your text responses.
- Note that the budgetary restrictions are only related to the renovation costs (not the total project cost). Therefore, if the space renovation costs $X, but is part of an overall larger project that is larger than the space being submitted and the total project cost is $Y, then costs of $X will be used as the budgetary restriction.
- Tell the project's story – e.g., the unique nature, the specific requirements or demands, or how you overcame its challenges.
- Judges may review more than one category, so if you have multiple entries in more than one category avoid cutting and pasting text between multiple entries. This is especially true if you have more than one entry in the same category.
- Make sure to **proofread** and check your entry **prior to entry deadline.**
- Entries will not be able to be changed after the entry deadline date.