

Improve driver safety and reduce fleet costs with the power of data

See how SambaSafety helps fleets predict risk
and take action using connected driver data

Driving is widely known to be the highest-risk work activity undertaken by employees in the UK. Road incidents are the source of severe financial impact on businesses, with increasing parts costs and lead times for repairs translating into a serious challenge for those responsible for managing risk, and for insurers.

For those fleets that gather multiple sources of driver data, such as licence information, claims history, PCNs and NIPs and telematics data, collision risk is now more predictable than ever, provided fleet managers have a way to understand the relationships between those risk indicators.

By aggregating all your risk-related employee data into a single view, SambaSafety enables you to create a fleet risk management programme that improves driver safety and reaps dividends in the form of lower claims frequency, and better insurance rates or terms.

Risk Management Reduces Claims Frequency & Severity*

Use our system to join major UK fleet operators who are reaping the rewards of data led risk management

22% | Reduction in
claims frequency

Reduction in third-party
claims spend | **24%**

50% | Reduction in third-
party claims involving
bodily injury

Contact our expert team for a personalised demo

See for yourself how SambaSafety can take your
fleet risk management programme to the next level



SambaSafety Risk Cloud



Every fleet gathers driver information from a range of sources, all of which contribute to their operation's overall risk profile. Each driver's licence information, recorded driving offences, claims and telematics data provide an indication of their level of road risk. This data is typically held across various unconnected systems, resulting in a fragmented view that fails to inform a cohesive risk management strategy.

SambaSafety consolidates these disparate data sources into a Risk Cloud that generates a holistic, streamlined, and easily trackable understanding of risk.

Seamless Telematics Integration

Telematics have become integral to the running of many fleet operations. As well as supporting operational efficiency, an often-untapped benefit of telematics is the provision of up-to-the-minute insights into driver behaviour, completing the picture of risk that can only be loosely sketched by periodic licence checks and driver assessments.

SambaSafety's telematics integration is device-agnostic, normalising risk scoring across multiple telematics providers. This ensures unbiased analysis and reporting of risk, even when you have more than one telematics system embedded across your fleet, allowing insurers to assess your fleet's risk levels against industry benchmarks.

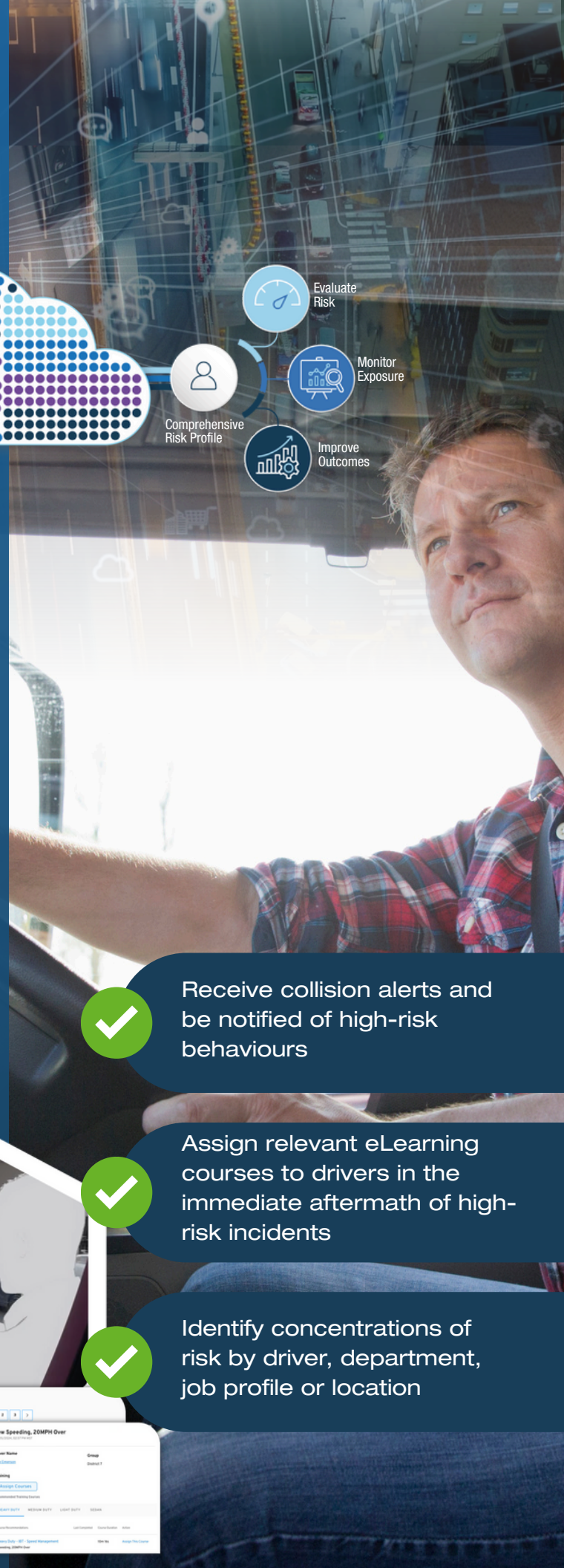
The composite image shows a driver's view from the driver's seat, a green checkmark icon, and a screenshot of the SambaSafety Alerts interface. The Alerts interface displays a list of alerts and a detailed view of a specific alert.

Alert	Driver Name	Group
New Speeding, 20MPH Over	Mike Emerson	Driver 1
New Speeding, 20MPH Over	Mike Emerson	Driver 1
New Speeding, 20MPH Over	Mike Emerson	Driver 1
New Speeding, 20MPH Over	Mike Emerson	Driver 1
New Speeding, 20MPH Over	Mike Emerson	Driver 1

Receive collision alerts and be notified of high-risk behaviours

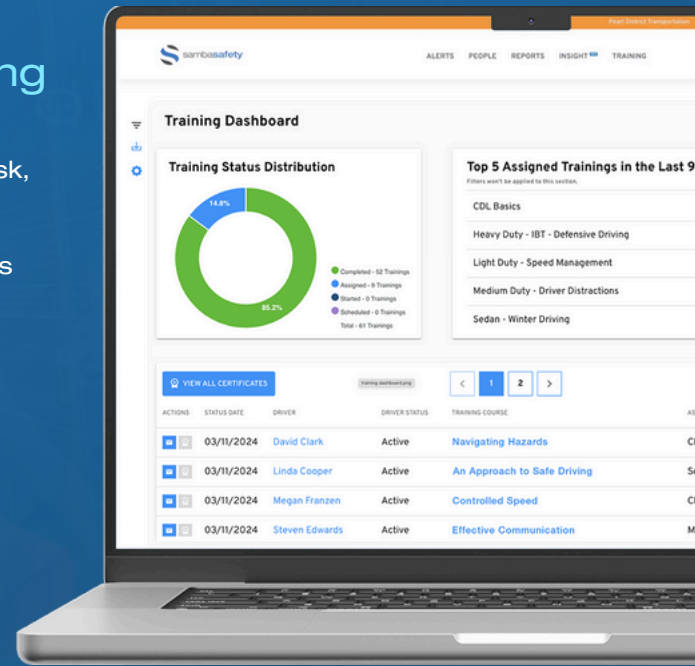
Assign relevant eLearning courses to drivers in the immediate aftermath of high-risk incidents

Identify concentrations of risk by driver, department, job profile or location



Customisable Dashboards & Reporting

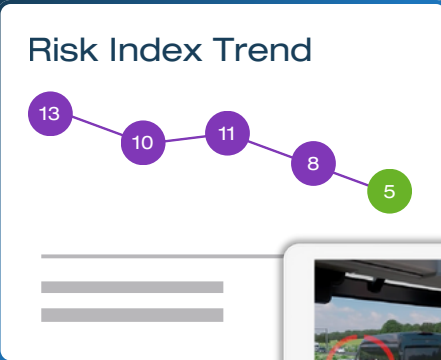
Having all your risk data sources viewable within a single interface provides you with a holistic way to analyse overall risk, as well as informing you of which risk factors are having the greatest impact. The SambaSafety user interface has been designed to make life for fleet managers as straightforward as possible, highlighting individual drivers, departments or operational locations where action is needed.



Snapshot Performance with our Risk Index

Our consolidated Risk Index gives you and other stakeholders an easy way to track progress.

This aptly weighted score makes it easy to track overall trends, understand which drivers are falling short of company benchmarks, recognise and commend those who drive to a high standard, and demonstrate the efficacy of your risk management strategies to insurers, consultants and other stakeholders.



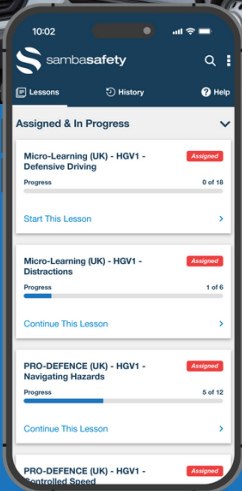
Improve Safety with Targeted e-Learning

Our expanding suite of driver eLearning courses enables targeted interventions for car, van, and HGV drivers. Using high-quality digital rendering, the courses cover a wide range of driving scenarios and are easily digestible. They can be assigned immediately after a high-risk incident or in response to risk factors identified within the Risk Cloud.

Tailored content for car, van, and HGV drivers

High-quality 3D visuals

Assign courses based on incidents or telematics-flagged risk



Mobile eLearning

Perfect for remote workers and employees who spend their working lives out on the road, our mobile app provides them with access to courses wherever they are. Our bite-size courses let you provide valuable training that fits neatly alongside their busy roles, with minimal impact on their time.

72%

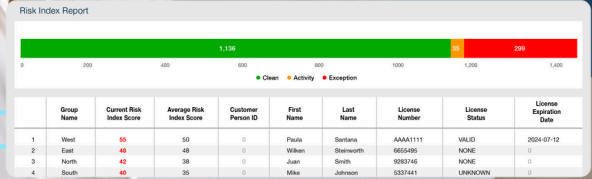
of fleets report that the combination of training and telematics **has reduced crashes and/or claims***

Manage costs with help from your insurers

In the competitive fleet insurance marketplace, insurers and brokers are constantly working to provide cover that aligns with each client's risk profile, while ensuring effective management of their own loss ratios and accurate pricing.

Many insurers offer attractive incentives to businesses for embedding best-practice safety management in their fleet operations. The holistic insights provided by SambaSafety's Risk Cloud, coupled with a training programme that accurately targets your sources of greatest risk, allows you to demonstrate the efficacy of your action to improve safety.

Risk Index Report



Group Name	Current Risk Index Score	Average Risk Index Score	Customer Person ID	First Name	Last Name	License Number	License Status	License Expiration Date
1 West	55	50	0	Paula	Sartana	AAAA1111	VALID	2024-07-12
2 East	48	48	0	William	Steeleworth	6655495	NONE	0
3 North	42	38	0	Juan	Berth	9387462	NONE	0
4 South	42	35	0	Mica	Johnson	9337441	UNKNOWN	0



Work closely with your insurer on effective risk management strategy



Easily track improvement via your Risk Index trends



Spotlight the impact of your driver training programme



Enable your insurer to provide fair and accurate pricing without over reliance on long-term claims history and industry benchmarks

Customers Tell Us

Studies carried out by major UK fleets who have used our platform to combine telematics monitoring with eLearning have demonstrated significant benefits to safety and cost reduction. Examples include:

77%

Reduction in Driving Offenses

24%

Reduction in Third-Party Claims Spend

14%

Fewer Monthly Crashes

50%

Reduction in Risk Management Administration

*SambaSafety 2025 UK Driver Risk Report



Contact our expert team for a personalised demo

See for yourself how SambaSafety can take your fleet risk management programme to the next level



SambaSafety.com