



# Network Test & Analysis Solutions

Now with Wi-Fi 6/6E



## Testing you can trust, from a reliable ally.

When it comes to innovative, reliable, best-in-class portable network testing solutions, NetAlly is the name to trust. Our leading-edge, highly responsive tools get the job done fast by...

- Simplifying the complexities of network testing
- Providing instant visibility for efficient problem solving
- Enabling seamless collaboration between site personnel and remote experts



## Who is NetAlly?

Our family of innovative network test solutions have been helping network engineers and technicians better deploy, manage, and maintain today's complex wired and wireless networks for decades.

For more than 25 years, we have been the #1 ally of network professionals worldwide. We began by making the world's first handheld network analyzer – the LANMeter® – and have continued as industry pacesetters ever since, setting the standard for portable network testing.

Network professionals around the world trust our best-in-class tools to deliver the visibility needed to get the job done, fast.





### SIMPLICITY

- Eliminate wasted time with a simple, fast AutoTest, which makes novices more productive and experts more efficient
- Installation validation report provides proof of performance
- Standardized procedures ensure the job is done right, consistently



### VISIBILITY

- See issues others cannot
- More people can solve more problems on their own
- Solve problems with fewer tools
- Faster mean time to resolution



### COLLABORATION

- Facilitating collaboration speeds problem resolution and frees up team resources
- Automated documentation speeds future projects and troubleshooting
- Easy report generation and sharing stops finger-pointing

## AirMapper™ Ecosystem

### THE MOST COST-EFFECTIVE WI-FI DESIGN, SITE SURVEY & TROUBLESHOOTING SOLUTION

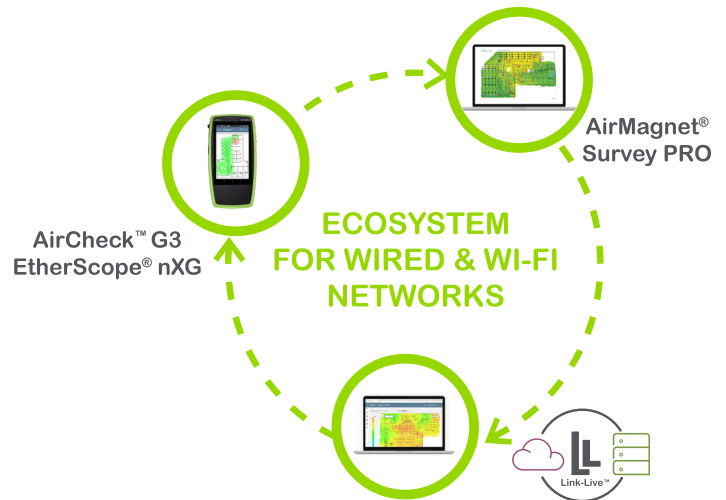
The AirMapper Ecosystem is a suite of interoperable products that speed and simplify wired and Wi-Fi network planning, installation, validation, and troubleshooting.

NetAlly is the first to offer site survey data collection and network discovery in powerful handheld instruments, with complete infrastructure and heat mapping in the Link-Live™ collaboration, reporting, and analysis platform or AirMagnet™ Survey PRO.

With the AirMapper Ecosystem, your team can design a Wi-Fi network with AirMagnet Survey PRO, quickly perform a validation site survey using the AirMapper app on the AirCheck™ G3 or EtherScope® nXG, and easily collaborate through the use of the Link-Live.

### Complete interoperability provides unmatched flexibility for data collection and survey analysis

- Design and deploy Wi-Fi networks for optimal performance, security, and compliance
- Measure signal coverage, SNR, AP coverage, adjacent and co-channel interference, Tx/Rx Rates, and more
- Validate Wi-Fi and Bluetooth networks from mobile device user point-of-view
- Upload and visualize survey results in Link-Live



AirMapper Ecosystem Products	
EtherScope® nXG Portable Network Expert	Dual purpose wireless (Wi-Fi 6/6E & BT/BLE) & Wired (fiber, copper 10G) Analyzer
AirCheck™ G3 Wi-Fi 6 Wireless Analyzer	Wireless analyzer (Wi-Fi 6/6E & BT/BLE)
AirMagnet® Survey PRO	Predictive design, site validation, analysis, & reporting
Link-Live™	Data capture, collaboration, reporting, & analysis

## FEATURED PRODUCTS

# EtherScope® nXG

## PORTABLE NETWORK EXPERT

Deploying and maintaining Wi-Fi 6/6E and wired network infrastructure without the right tools can be daunting... and costly. This multi-technology, all-in-one handheld network analyzer enables engineers and technicians to get more done faster in today's constantly changing Wi-Fi and Ethernet access networks.

- A lightweight, handheld, multi-function instrument that's perfect for remote site validation and troubleshooting
- Eliminate the need to purchase multiple testers or carry a fragile laptop PC or tablet
- Android™ apps make user's workflow more efficient by extending the usefulness of the instrument well beyond testing (check trouble tickets, run speed tests, configure networked devices, etc.)
- Optional NXT-1000 spectrum analyzer offers a comprehensive view of RF interference and its impact on the wireless network's overall performance.
- Upload discovery data to Link-Live and instantly map your wired and Wi-Fi networks; speeds troubleshooting and keeps network documentation up-to-date; exports to Visio

Android is a trademark of Google, LLC



### MODELS:

EXG-300  
EXG-300-KIT  
EXG-300-KIT-2PK  
EXG-LR10G-KIT

# AirCheck™ G3

## WI-FI 6 WIRELESS ANALYZER

Intuitive user interface delivers actionable intelligence, speeding and simplifying Wi-Fi 6 deployment, troubleshooting, surveying, and validation. AirCheck G3 provides network professionals of any skill level with complete and accurate information to survey and validate Wi-Fi deployments and changes, resolve connectivity and performance problems quickly, speed up closure of trouble tickets and ensure your Wi-Fi network meets end users' needs.

- Native Wi-Fi 6, 2.4/5/6GHz band, and Bluetooth/BLE support
- Quickly test, verify, troubleshoot, and map Wi-Fi networks
- Faster and easier Wi-Fi and Bluetooth/BLE site surveys with AirMapper™ Site Survey app
- Quickly locate the physical location of Wi-Fi access points and clients on the 2.4GHz, 5GHz, and 6GHz bands



### MODELS:

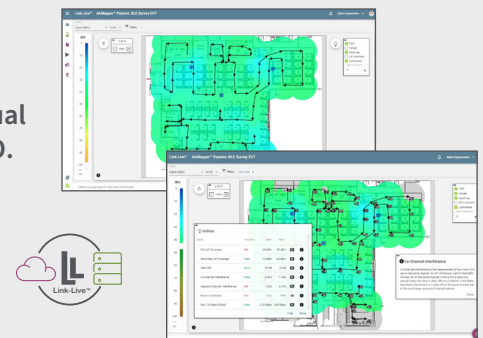
AIRCHECK-G3-PRO  
AIRCHECK-G3-PRO-KT  
AIRCHECK-G3-PRO-TKT

## FEATURED APP

# AirMapper™ Site Survey App

The AirMapper™ Site Survey app for the EtherScope® nXG and AirCheck® G3 lets you quickly and easily gather location-based Wi-Fi measurements and create visual heat maps of key performance metrics in the Link-Live™ or AirMagnet Survey PRO.

- Conduct quick Wi-Fi 6 and Bluetooth/BLE site surveys of new deployments, change validation, and performance verification
- Perform enterprise-grade site surveys without a dongle or tethered device
- View professional SNR and noise measurements
- Gain insights into user experience to avoid performance complaints and costly Wi-Fi network re-design



Visualize survey data in Link-Live or in AirMagnet Survey PRO

## LinkRunner® G2

### ENHANCED SMART NETWORK TESTER



Supporting the growth of network connected devices can be challenging, especially when technicians rely on their own devices and a variety of apps to run diagnostics. This next-generation enhanced network diagnostic tester simplifies network validation and configuration of copper and fiber Ethernet networks, streamlining workflows by combining essential functions of installation and triage in a single, ruggedized unit.

- Automates hardware tests for Power over Ethernet (PoE), cable, VLAN, and link speed that would be difficult to conduct using laptops or mobile phones
- Improves the efficiency and effectiveness of network operations by accelerating network deployment and problem identification
- Intuitive design runs Android-based apps with smartphone-like features, empowering onsite teams to get networks up and running quickly
- Automates reporting and enables collaboration with upload and management of test results via the Link-Live collaboration, reporting, and analysis platform



**MODELS:**

- LR-G2
- LR-G2-KIT
- LR-G2-LS-KIT

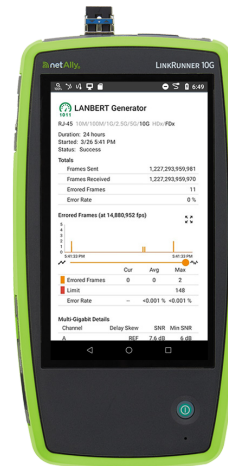
## LinkRunner® 10G

### ADVANCED ETHERNET TESTER



With network bandwidth demands increasing, gaining visibility into choke points and latency and packet loss issues is more important than ever. Quickly test, verify, and troubleshoot line-rate 1Gig, Multi-Gig and 10Gig Ethernet with our cost-effective, handheld, multi-function tester.

- Delivers complete network validation, troubleshooting, and documentation; accelerates deployments, speeds problem identification, and improves the efficiency and effectiveness of network installers and operations teams
- (2) LinkRunner 10G units can be used for LANBERT™ Media Qualification testing or for line-rate bandwidth performance testing to prove network capacity, performance and QoS, as well as service provider SLAs between sites
- AllyCare enables in-depth network discovery and web remote control; upload discovery data to Link-Live for instant topology mapping of your wired and Wi-Fi networks
- Line-rate capture up to 10Gbps ensures you never miss a packet for in-depth analysis
- Optional USB Wi-Fi adapter enables instant upload of test results to Link-Live and remote control



**MODELS:**

- LR10G-100
- LR10G-100-KIT
- EXG-LR10G-KIT

## Link-Live™

### COLLABORATION, REPORTING, AND ANALYSIS PLATFORM



Maintaining and coordinating a team of professionals to tackle Wi-Fi and wired network installation and management grows more challenging every day.

Available as a free cloud service or private cloud/on-premise deployment, the Link-Live collaboration, reporting, and analysis platform transforms team workflows allowing IT professionals to quickly and easily log, document, and report test activity from all NetAlly hand-held network testers and analyzers, enabling collaboration across your entire team.

- Available as a free cloud service or Link-Live Private Edition for licensed on premise or private cloud deployment
- Easily unify results, reporting, and data management in a secure cloud portal
- Better manage jobs, improve staff efficiency, and facilitate team collaboration



**MODELS:**

- LL-PRVT-G (software download)
- LL-PRVT-SUM (annual subscription)

## LinkSprinter®

### 10-SECOND POCKET NETWORK TESTER



Connectivity issues can be a major source of frustration for end users, putting you in the hot seat. This easy-to-use pocket network tester is ideal for frontline and helpdesk staff, offering a simple network connectivity test for copper Ethernet links, identifying errors and validating links in less than 10 seconds.

- Reveal network connectivity status and port information, while ensuring documentation for every link
- Measure PoE voltage, perform a switch test, and confirm that the DHCP server is running and responsive through the one-button AutoTest
- View detailed test results on your mobile device over built-in Wi-Fi hotspot
- Automate reporting and enable collaboration with upload and management of test results via the Link-Live reporting and analysis platform



**MODELS:**  
LSPRNTR-300  
LSPRNTR-300-5PK  
LSPRNTR-300-10PK

## Test Accessory®

### POCKET IPERF SERVER



Validating throughput of your network is essential, and if done proactively can reveal underlying issues for resolution to prevent user complaints. Quickly and easily verify performance on any part of your network with our rugged, pocket-sized iPerf server, even when you have limited access to the infrastructure. Conducts the same network port tests as LinkSprinter, reporting to Link-Live.

- Easily validate and troubleshoot network performance
- Eliminate the hassle of configuring an iPerf server
- Conveniently powered via PoE or AA batteries
- Tests network ports and send results to the via the Link-Live reporting and analysis platform



**MODELS:**  
TEST-ACC  
TEST-ACC-5PK  
TEST-ACC-10PK

## LinkRunner® AT

### COPPER AND FIBER AUTOTESTER



When network issues arise or problems installing a new device occur, time is of the essence. Our Auto Tester tests and validates copper and fiber Ethernet connectivity in less than 10 seconds, so you can pinpoint the source of the problem fast.

- User-configured Auto Tests simplify a wide range of important tasks
- Quick cable test and switch identification facilitates fast problem isolation
- Test results can be automatically uploaded to the Link-Live reporting and analysis platform improving collaboration between network engineers and technicians
- Creates greater job visibility, project control, and fleet management



**MODELS:**  
LRAT-1000  
LRAT-2000  
LRAT-2000-KIT

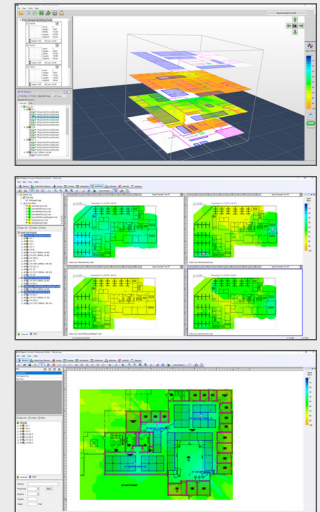
# AirMagnet® Survey PRO

## WIRELESS DESIGN & SITE SURVEY SOFTWARE



Unreliable techniques for designing and surveying Wi-Fi networks can lead to costly redesigns, user complaints and satisfaction issues. Design and deploy Wi-Fi 6 networks for optimal performance, security, and compliance with this comprehensive wireless site survey software.

- Design, deploy, and validate indoor or outdoor Wi-Fi 6 networks for optimal performance, security, and compliance
- Automatically calculate ideal quantity, placement, and configuration of APs for a successful Wi-Fi 6 deployment
- Maximize resources by performing active, passive, and spectrum analysis Wi-Fi 6 surveys in a single walk-through
- Deploy Wi-Fi 6 installations optimally the first time, preventing costly rework and user complaints
- Simplify the site survey process by importing data from AirMapper on the AirCheck G3 or EtherScope nXG



**MODELS:**  
 AM/B4010G  
 AM/A4012G  
 AM/A4016G  
 AM/A4018G

## SUPPORT & MAINTENANCE

# AllyCare Premium Support Services

AllyCare is a comprehensive support and maintenance service for NetAlly’s network tools and AirMagnet® software that offers significant value over standard warranty. Membership of AllyCare can be purchased as either a 1-year membership or a value-added 3-year membership.



### KEY FEATURES\*

Feature	With AllyCare	Standard Warranty
Latest Software & Firmware Versions	1 or 3 years	90-day manufacturing defects only
Enhanced Product Features	<b>Yes</b>	<b>No</b>
Repair Service Covered	1 or 3 years**	1-year manufacturing defects only
Accessory Repairs Covered***	<b>Yes</b>	<b>No</b>
Access to Live Technical Support Team	Warranty support PLUS priority product functionality and issue troubleshooting	License, installation, registration, application launch and warranty repairs only
Knowledge Base Access	<b>Yes</b>	<b>Yes</b>
Member Only Promotions	<b>Yes</b>	<b>No</b>
Online Product “Boot Camps”	<b>Yes</b>	<b>No</b>

\*AllyCare membership may not be available in all countries. Please confirm with your NetAlly representative before purchasing. Refer to the “AllyCare Product Support Services Terms & Conditions” for complete coverage and limitations at: <https://www.netally.com/allycare-terms-and-conditions>

\*\*Covers damage from normal wear and tear (does not cover accidental damage)

\*\*\*Applies to defective accessories from the original product purchase

For information about AllyCare Premium Support visit: [support.netally.com/allycare](https://support.netally.com/allycare)

PRODUCT SELECTION GUIDE



Product / Feature	LinkSprinter	Test Accessory	LinkRunner AT	LinkRunner G2	LinkRunner 10G	EtherScope nXG	AirCheck G3	AirMagnet Survey PRO
Copper	10/100/1000 Mbps	10/100/1000 Mbps	10/100/1000 Mbps	10/100/1000 Mbps	10/100 Mbps & 1/2.5/5/10 Gbps	10/100 Mbps & 1/2.5/5/10 Gbps		
Fiber			1 Gbps	1 Gbps	1/10 Gbps	1/10 Gbps		
Wi-Fi Test						●	●	●
PoE Test	Voltage only	Voltage only	Up to 30W	Up to 90W	Up to 90W	Up to 90W		
Default Gateway, DNS, IP	1 IP Target	1 IP Target	10 IP Target	Unlimited Targets	Unlimited Targets	Unlimited Targets	Unlimited Targets	
Line Rate Performance Test					10 Gbps	10 Gbps		
Lanbert™ Media Qualification					●	●		
Cable Open/Short/Length	●		●	●	●	●		
Wiremap & Toner			●	●	●	●		
Network Discovery*					●*	●	●	
Packet Capture				●	●	●	●	
Remote View/Control				Android Apps	●*	●	●	Windows Apps
Ethernet Support					●	●		
802.11 a/b/g/n/ac/ax						●	●	●
Wi-Fi Bands (2.4, 5, 6GHz)						Tri-Band	Tri-Band	Tri-Band
Connection & Roaming Test						●	●	●
RF Traffic Statistics						●	●	
Discover SSID, AP, & Clients						●	●	●
AP and Client Locate						●	●	AP Locate Only
iPerf Performance Test		●			●	●	●	●
Voice over Wi-Fi Analysis								●
AirWISE® Intelligence						●	●	●
Network Topology Mapping*					●*	●	●	
AirMapper™ Site Survey**						●	●	●
Bluetooth/BLE Site Survey						●	●	
Wi-Fi Spectrum Analysis						Optional NXT-1000	Optional NXT-1000	
Wi-Fi Heatmaps						●	●	●
Wi-Fi Planning & Design								●

\*Link-Runner 10G discovery, In-depth map configuration, controls, and export to Visio are available to customers with AllyCare support.

\*\*Enhanced site survey visualizations and filtering are available to customers with AllyCare support.

For information about AllyCare Premium Support visit: [support.netally.com/allycare](https://support.netally.com/allycare)



**Toll-Free (North America) 1-844-878-2559**  
**International +1-719-755-0770**