

Circa shell scheme



The Circa shell scheme is a modular stand system comprising a white aluminium framework and Foamex panels.

It can be built to any configuration and includes walls, fascia name board and carpet in addition to full on-site installation and breakdown.

The system offers a fabulous finish and the opportunity to enhance your stand in cost effective ways.

Additional shell scheme accessories such as shelving, slat walling and storage areas can be added. In addition, the system is compatible with a wide range of graphic options which can show case your exhibition stand in an eye-catching manner.

Thanks to its minimal ceiling grid, the stand space feels open with clean lines and provides adequate beam space for a variety of electrical lighting options to put your stand in the spot-light.

Our friendly team are here to support you from start to finish. We'll help you with everything from securing the right shell scheme package, through to providing assistance on site with the finishing touches.

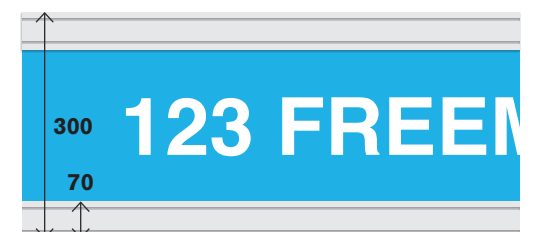
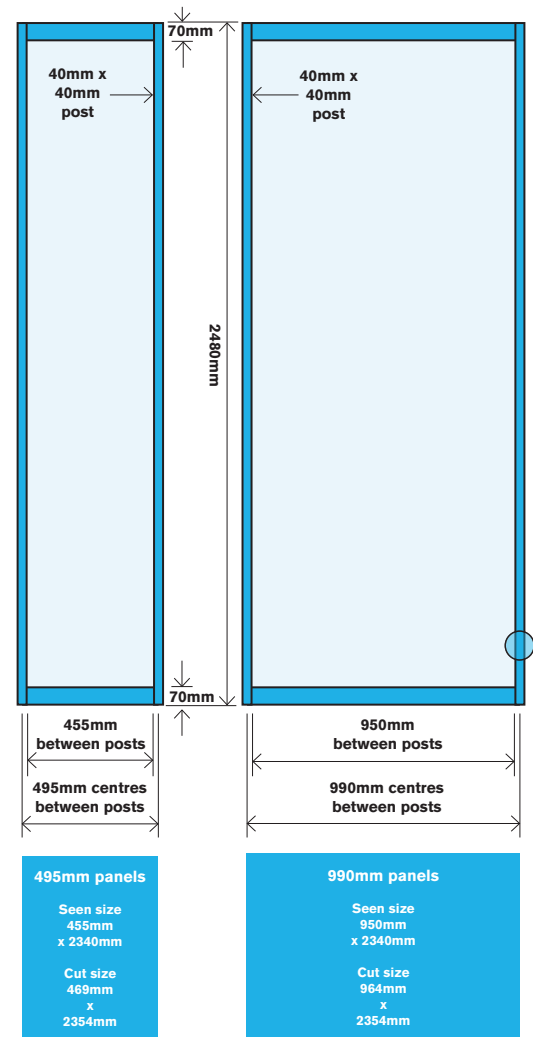
The system includes:

- Walls
- Fascia
- A nameboard

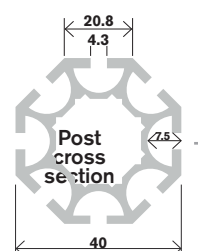
Top tips for standing out on the show floor:

Here at Freeman, we want you to enjoy your experience as an exhibitor, so we've created a video guide to help you get the most out of your exhibition:

Panel technical specification



Fascia board depth, 300mm



Circa shell scheme FAQ

How do I attach posters to my stand?

By using double-sided velcro or sticky pads. Please stick these items to the foamex panels only. All residue must be removed once the posters are taken down.

Can I stick items onto the posts?

This is not permitted. As the posts are powder coated, attaching any items onto them causes damage which will result in additional charges.

What is the thickness of the panel?

The thickness of the foamex panels is 3mm.

What is the height of the stand?

The total height of the shell scheme is 2.48m. The distance between the venue floor and the underside of the ceiling beam is 2.41m.

Can I mount a TV onto the wall?

You can mount a TV onto the wall of your stand, however you will require an MDF infill panel to reinforce the panel. These can be ordered via email - please specify where you plan to mount the TV when placing your order.

What is the size of the top beam?

Please refer to the technical specification drawing which shows this information.

How much weight can each panel hold?

This depends on a number of factors, such as the number of stands in your block and the distribution of weight across the panel. If you are planning on attaching items to the wall panels, please email a diagram that highlights where the items are going to be positioned.

Please also add information about the weight of these items, as well as how you plan to attach them so that we can advise you if this will be possible.

How do I order graphics?

You can place your graphics order with our exhibitor services team. Please email us with your stand number and the event you are attending and advise the type of graphic that you would like so that we can provide a quotation.

Can I remove the fascia and ceiling grid?

As long as this is permitted by the organiser and it does not structurally compromise your stand, the ceiling grid and

fascia can be removed. Please send us an email to request this so that we can advise whether it is possible for your stand.

Can I drill into the panel?

Drilling into the panels is not permitted, and please do not pin or staple items to the stand. Doing so will result in charges for the damaged panel(s).

What is the difference between the two panel sizes shown on the specification sheet?

The visual size for most panels will be 950mm wide, however depending on the block and your stand size, you may have half metre-wide panels. These panels have a visual size of 455mm wide. If you are unsure as to what panels will be used on your stand, please contact us and we can advise.

What is a nameboard?

A nameboard displays your company name and stand number. It is attached to the fascia which is on the open sides of your stand, as shown on the visual.

What is the size of the ceiling beams?

The ceiling beams are 70mm high x 16mm wide and are various lengths depending on where they are positioned on your stand. Please let us know if these need to be placed in a particular location so that we can review if any additional beams will need to be ordered. If you are planning to attach anything onto these beams, please let us know the weight of the items so that we can review this.



Samantha Fenlon

Project Co-Ordinator

Our Exhibitor Services team is here to assist and support you from start to finish. We'll help you secure the right shell scheme package and provide assistance on-site, ensuring you achieve your event goals.